

# THE STAR MARKET REPORT

## SEPTEMBER 2020 BUILDING MATERIAL MARKET REFLECTION

Prices have peaked in September for lumber, plywood, and OSB. The question is now, how much will the market give back heading into the fall and winter? Lead times and price increases continue to concern with EWP and finishing products as we move into fall. The Building Material industry has been stronger than expected for many, and if this continues dwindling inventories will need to be replenished sooner rather than later.

### FRAMING LUMBER

September brought the first market correction for lumber since April when this wild ride first began.

The softness in the market and drop in prices sent buyers to the sidelines and suppliers searching for a trading level to move product.

Larger mills were still content to rest on order files that extended into early to mid-October. Some of the smaller mills began to put quiet deals together in an attempt to keep inventory moving.

R/L	AUG 28, 2020	SEP 25, 2020	+/-
2X4	\$935	\$932	-\$3.00
2X6	\$910	\$910	\$0.00
2X8	\$875	\$895	\$20
2X10	\$820	\$750	\$70
2X12	\$860	\$855	-\$5.00

STUDS	AUG 28, 2020	SEP 25, 2020	+/-
2X4-92 5/8"	\$850	\$900	\$50
2X4-104 5/8"	\$865	\$905	\$40
2X6-92 5/8"	\$600	\$675	\$75
2X6-104 5/8"	\$760	\$825	\$65

Pricing: USD

### PLYWOOD

Plywood prices continued to rise sharply in the first half of the month then peaked and leveled off to finish September. With order files pushed out into November, plywood pricing will remain relatively flat as we head into October.

PLYWOOD	AUG 28, 2020	SEP 25, 2020	+/-
9.5 (3/4)	\$675	\$746	\$71
12.5 (1/2)	\$900	\$995	\$95
15/5 (3/4)	\$1,125	\$1,243	\$118
18.5 (3/4)	\$1,350	\$1,492	\$142
25.5 (1)	\$2,031	\$2,244	\$213

Pricing: CAD




# THE STAR MARKET REPORT

## OSB

OSB followed a similar pattern to plywood. Pricing started strong then leveled off near the end of September. Mill order files will carry comfortably into October, but as we enter the winter months in many regions, seasonal demand will fade and put downward pressure on pricing.

OSB	AUG 28, 2020	SEP 25, 2020	+/-
3/8"	\$865	\$925	\$60
7/16"	\$865	\$925	\$60
15/32"	\$885	\$945	\$60
1/2"	\$905	\$965	\$60
19/32"	\$1,060	\$1,120	\$60
23/32"	\$1,205	\$1,265	\$60

Pricing: CAD



## ENGINEERED WOOD PRODUCTS

The fall rush mentioned last month has hit with full force. Order files are increasing daily, and production is now chasing a powerful order file.

Forest fires in Oregon and a hurricane in Louisiana caused significant supply chain disruptions throughout the month. Many EWP suppliers are running 4-12 weeks behind on orders causing massive issues throughout the industry.

Price increases on EWP hit the industry hard this month, with some jumping 20% or more.

## FINISHING PRODUCTS

September saw the demand for finishing products kick into high gear. High demand, coupled with ongoing supply chain issues, caused headaches for many across the industry.

Lead times on finishing products are all over the map. Depending on the supplier and development, lead times are anywhere between 4-12 weeks. Expect that these production issues and extended lead times to continue through the remainder of the year. A shortage of MDF supply could also cause further problems in the future.

Price increases on finishing products continue to be prominent. You can expect anywhere from 6-13% across most product lines.

October 5, 2020

Written by: Jason Poloway, Purchasing Manager



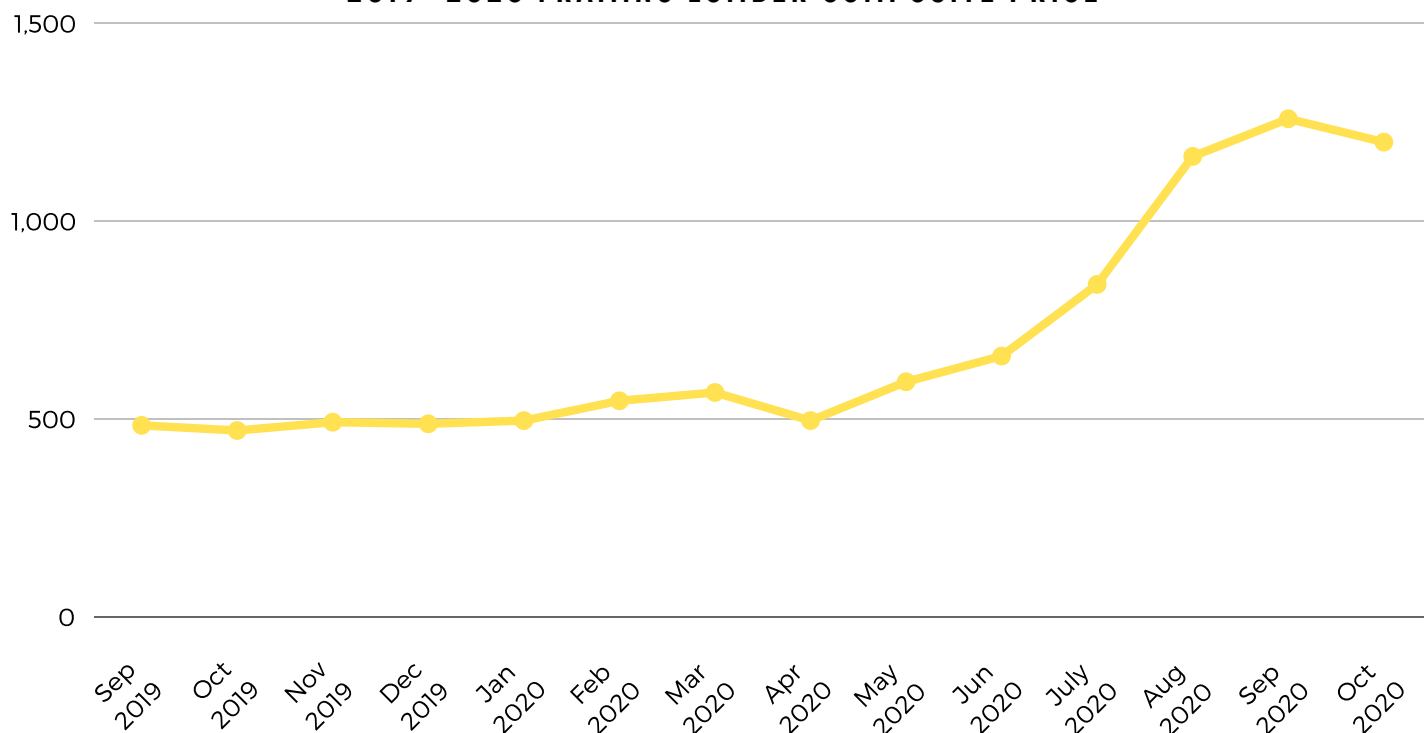
# FRAMING LUMBER COMPOSITE PRICE

## OCTOBER 2, 2020 LUMBER MARKET REPORT HIGHLIGHTS:

- Trading was more chaotic this week as prices unraveled from their recent highs.
- Weakness in Southern Pine was extreme, as mills searched aggressively for trading levels.
- Triple-digit price cuts scared buyers more than enticing them.
- Weakness was also widely evident in Western and Eastern S-P-F; this was mostly in response to deep price cuts on competing European Spruce.

	THIS WEEK	LAST WEEK	YEAR AGO
<b>FRAMING LUMBER COMPOSITE</b>	<b>\$1,200</b>	<b>\$1,259</b>	<b>\$487</b>
2X4 #2&BTR KD WESTERN S-P-F	\$1,165	\$1,247	\$488
2X6 #2&BTR KD WESTERN S-P-F	\$1,138	\$1,217	\$461
2X4X9' STUDS	\$1,218	\$1,271	\$453
2X6X9' STUDS	\$1,198	\$1,211	\$471
2X10 #2&BTR KD WESTERN S-P-F	\$1,047	\$1,133	\$552

## 2019- 2020 FRAMING LUMBER COMPOSITE PRICE



Pricing: CAD/MBF

October 5, 2020

Source: Random Lengths Market Report



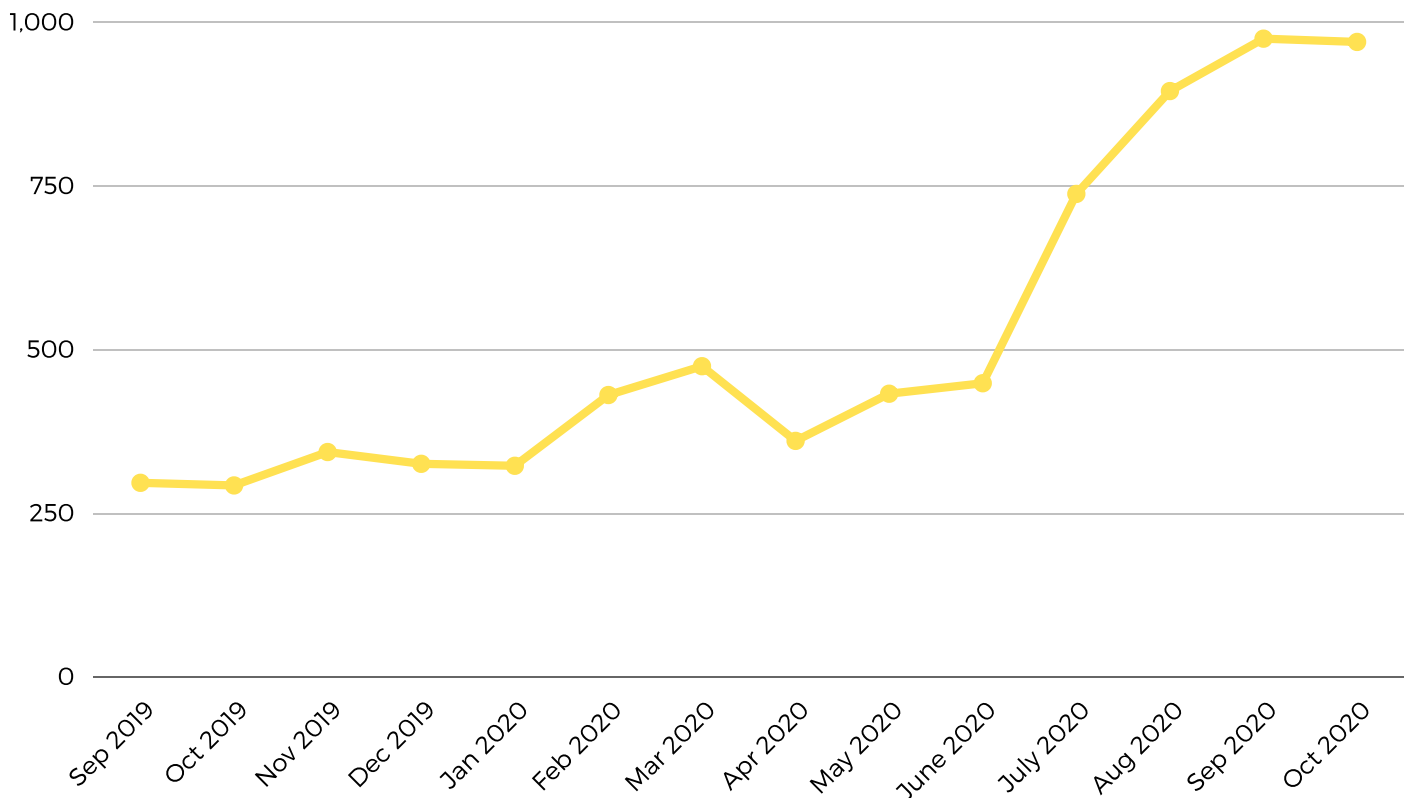
# STRUCTURAL PANEL COMPOSITE PRICE

## OCTOBER 2, 2020 PANEL MARKET REPORT HIGHLIGHTS:

- Structural panel trading slowed to a crawl.
- Most prices were flat, with weakness most notable in Southern Pine plywood.
- Although buyers were more cautious, OSB mill prices stayed the same from last week across all zones.
- Canadian plywood mills reported light sales, which pushed order files into early December.
- Southern Pine plywood prices continued their standstill, causing steep downward pressure on rated sheathing prices.
- Sales of Western Fir plywood were modest, keeping mills from raising prices and adding to their order files.

	THIS WEEK	LAST WEEK	YEAR AGO
<b>ORIENTED STRAND BOARD COMPOSITE</b>	<b>\$970</b>	<b>\$975</b>	<b>\$294</b>
3/8" 4X8 OSB	\$925	\$925	\$225
23/32" 4X8 OSB T&G	\$1,265	\$1,265	\$460
3/8" 4X8 SPRUCE PLYWOOD	\$746	\$746	\$406

## 2019-2020 ORIENTED STRAND BOARD COMPOSITE PRICE



Pricing: CAD/MSF

October 5, 2020

Source: Random Lengths Market Report

