

# THE STAR MARKET REPORT

## JULY 2020 BUILDING MATERIAL MARKET REFLECTION

With the frantic pace of the market last month, many wondered if we would start to see it level off or even soften as we went into the heart of the summer. This was not the case as the upward momentum was forceful in July, and prices pushed to near-record levels, with availability scarce on many items.

### LUMBER/PLYWOOD/OSB

Framing lumber saw triple-digit increases on all items through July, and supply continued to tighten. Mills have been able to sell at their stable asking levels, and take their order files out until September.

R/L	JULY 2, 2020	JULY 31, 2020	+/-
2X4	\$450	\$632	\$180
2X6	\$430	\$620	\$190
2X8	\$435	\$612	\$177
2X10	\$470	\$610	\$140
2X12	\$490	\$610	\$120

STUDS	JULY 2, 2020	JULY 31, 2020	+/-
2X4-92 5/8"	\$448	\$615	\$167
2X4-104 5/8"	\$433	\$595	\$162
2X6-92 5/8"	\$298	\$442	\$144
2X6-104 5/8"	\$415	\$564	\$149

The pace slowed slightly on plywood, but prices continued to push higher in July. Prompt product is nonexistent as order files are now into October.

Plywood	JULY 2, 2020	JULY 31, 2020	+/-
9.5	\$574	\$622	\$48
12.5	\$765	\$829	\$64
15.5	\$957	\$1037	\$80
18.5	\$1148	\$1244	\$94
25.5	\$1728	\$1872	\$144

If we had to pick one word to describe OSB for July, that word would be "insane." This month saw week over week record price increases, along with triple-digit gains for the month. Supply is tight, and order files are approaching the end of September.

OSB	JULY 2, 2020	JULY 31, 2020	+/-
3/8"	\$375	\$655	\$280
7/16"	\$375	\$655	\$280
15/32"	\$395	\$675	\$280
1/2"	\$415	\$695	\$280
19/32"	\$510	\$815	\$305
23/32"	\$605	\$915	\$310

The month of July was not for the faint of heart. 2020 will go down as a historic year in commodities, already surpassing the run of 2018.

As supply remains tight on most commodity items and order files are pushing into September / October, there does not appear to be anything to slow the market down for the foreseeable future.

For buyers, this current market is becoming less about price and more about availability.




# THE STAR MARKET REPORT

## ENGINEERED WOOD PRODUCTS

Schedules grew as July progressed as new orders continue to come in. Supply on lumber continues to be a challenge, as noted above.

EWP supply remains steady amid rumblings of possible price increases.



## FINISHING PRODUCTS

Although most manufacturing facilities are back up and running, lead times continue to be an issue in most product lines, due to a lack of staffing. The sales pace started slowly but finished stronger by the end of the month.

Current inventory levels are in line, but replenishment and special order items can pose some challenges with the extended lead times. We are starting to see price increases coming through on several product lines. We expect this trend to continue going forward.

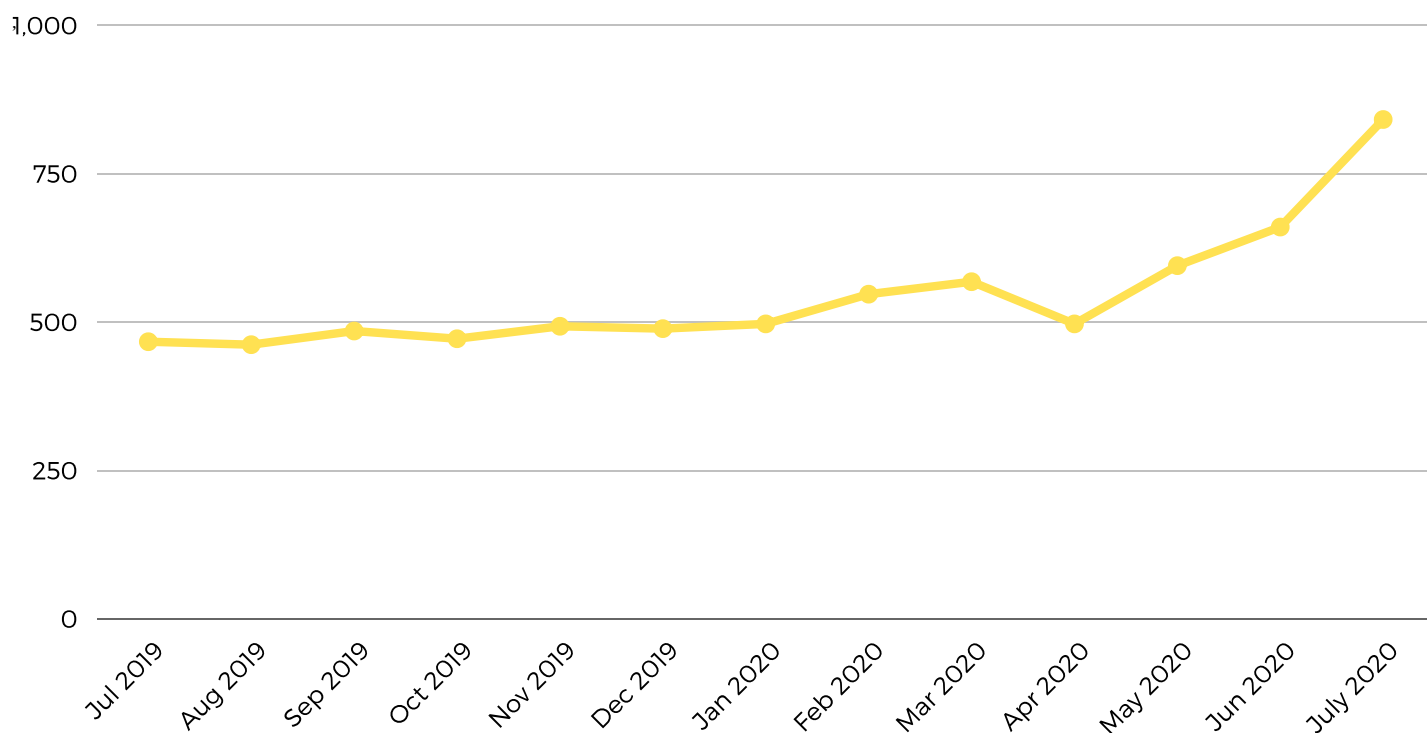
# FRAMING LUMBER COMPOSITE PRICE

## JULY 31, 2020 LUMBER MARKET REPORT HIGHLIGHTS:

- Many factors contributed to an upward price pressure and fueled a sustained surge in the historic framing lumber market run.
- Demand was ruthless across the distribution pipeline. Distributors, dealers, truss manufacturers, and wholesalers joined treaters in scurrying for coverage amid a lack of mill offerings.
- After setting an all-time high last week, the Random Lengths Framing Lumber Composite Price surged further.

	THIS WEEK	LAST WEEK	YEAR AGO
<b>FRAMING LUMBER COMPOSITE PRICE</b>	<b>\$841</b>	<b>\$788</b>	<b>\$475</b>
2X4 #2&BTR KD WESTERN S-P-F	\$848	\$786	\$482
2X6 #2&BTR KD WESTERN S-P-F	\$832	\$772	\$439
2X4X9' STUDS	\$845	\$768	\$422
2X6X9' STUDS	\$812	\$745	\$456
2X10 #2&BTR KD WESTERN S-P-F	\$949	\$908	\$552

## 2019- 2020 FRAMING LUMBER COMPOSITE PRICE



Pricing: CAD/mbf

AUGUST 4, 2020

Source: Random Lengths Market Report



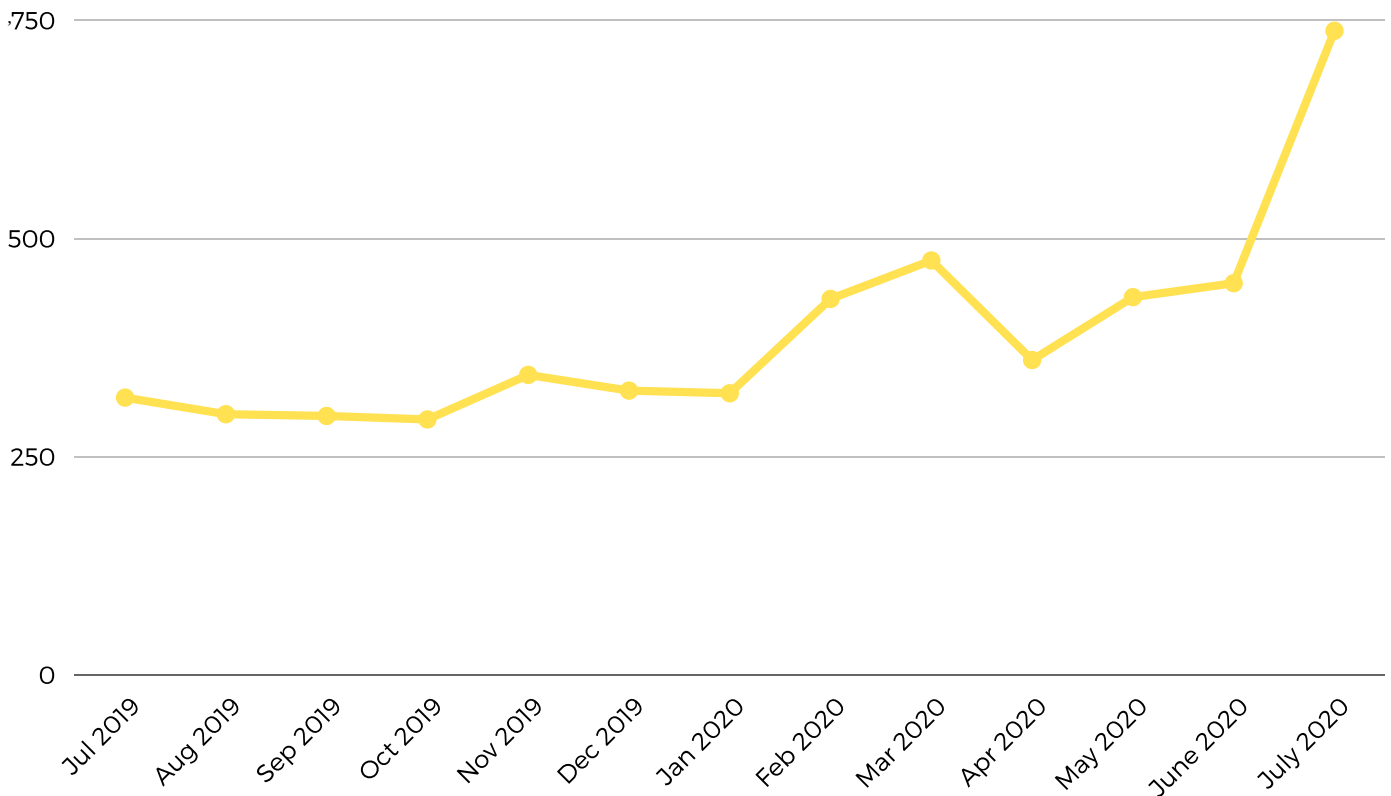
# STRUCTURAL PANEL COMPOSITE PRICE

## JULY 31, 2020 PANEL MARKET REPORT HIGHLIGHTS:

- The surge in structural panel markets was unrelenting, as demand overwhelmed availability. Supplies of OSB were tight across North America, and prices in the South surged to record levels.
- Thin open-market offerings led to choppy trading in Southern Pine plywood. However, demand remained steady, and upward price pressure was unabated.
- After a moderate sales pace, activity at western Fir plywood mills picked up near the end of the week.
- Despite Canadian plywood traders expecting the current pause to be short-lived, lighter sales activity at mills persisted.

	<b>THIS WEEK</b>	<b>LAST WEEK</b>	<b>YEAR AGO</b>
<b>ORIENTED STRAND BOARD COMPOSITE</b>	<b>\$738</b>	<b>\$662</b>	<b>\$318</b>
3/8" 4X8 OSB	\$655	\$580	\$280
23/32" 4X8 OSB T&G	\$915	\$815	\$525
3/8" 4X8 SPRUCE PLYWOOD	\$622	\$622	\$437

## 2019-2020 ORIENTED STRAND BOARD COMPOSITE PRICE



Pricing: CAD/msf

AUGUST 4, 2020

Source: Random Lengths Market Report

